

FAIRFIELD POLICE

Monthly Report – January 2019



Chief Christopher Lyddy

Fairfield Police Department

www.fpdct.com

This page intentionally left blank.

Section 1: Bureau / Division Reports

Section 2: Statistical Activity Summary

Overall Activity

Calls for Service - Total

Alarm Response Summary

Calls for Service – Detailed

Motor Vehicle Activity

Motor Vehicle Accidents

Motor Vehicle Enforcement - Action

Motor Vehicle Enforcement - Violation Type

Parking Ticket Summary

Criminal Activity

Criminal Incidents by Patrol

Criminal Activity by Month

Criminal Arrests by Month

Section 1: Bureau / Division Reports

Noteworthy Police Work

Sergeant Gunter recognized Officer Peck after he had conducted a car stop for an equipment violation and during the stop identified a juvenile passenger as a missing girl out of New Haven. The endangered juvenile had been the possible victim of a sexual assault.

Lt. Koval recognized Officer Zerella after he recognized a vehicle that was suspected of being involved in several shoplifting incidents. He conducted a surveillance of the vehicle and observed a male exiting CVS with a full bag and what appeared to be items under his shirt. Further investigation showed the suspect had just committed a shoplifting at CVS.

Lieutenant Bloch recognized Sergeant Riendeau, Officer Greenfield, Officer Matejek and Officer DeAngelis after Sergeant Riendeau stopped an unregistered vehicle with bullet holes in the car. During the stop the operator was found to be a convicted felon and was in possession of a firearm.

Lieutenant Bloch recognized Sergeant Riendeau, Officer Rubis, Officer DeAngelis, Officer Fenton and Officer Young for their work in assisting Westport during a pursuit of a car involved in a carjacking in Norwalk. The car was stopped in Bridgeport, where the operator fled on foot. The suspect was located by Sergeant Riendeau and taken into custody with the assistance of Officer DeAngelis and Officer Young.

Lieutenant Greene recognized multiple officers who responded to an emotionally disturbed person who was off his medication, intoxicated and threatening family members. The family had fled the home and notified police the subject was armed with a knife. Officers set up a perimeter around the home. The subject refused to exit the house and started breaking out windows. Members of the Emergency Services Unit responded and after two and a half hours of talking with the subject he was taken into custody when he exited the home. Recognized were: Sergeant Riendeau, Sergeant Zdru, Officer Rubis, Officer Renaldi, Officer Zerella, Officer Matejek, Officer Fenton, Officer Ricco, Officer Greenfield and Officer Young.

Promotions

On January 15th, the Fairfield Police Department conducted a promotional ceremony for the following members of the department:

Christopher Lyddy to Chief of Police

Donald Smith to Deputy Chief of Police

Christopher Tursi to Captain

Robert Kalamaras to Captain

Antonio Granata to Lieutenant

Christopher Mastronardi to Sergeant



There have also been several changes to assignments within the department:

Captain Tursi assigned to command the Administrative Services Bureau

Captain Kalamaras assigned to command the Special Services Bureau

Captain Michael Gagner assigned to command the Field Services Bureau

Lieutenant John Bucherati assigned to command the Investigation Division

Lieutenant Bloch assigned to the Administrative Services Bureau

Lieutenant Edward Greene assigned to command Professional Standards

Lieutenant Antonio Granata assigned as a Patrol Division shift commander

Sergeant Christopher Ioli assigned to the Traffic Enforcement Unit

Sergeant Felix Esposito assigned to the Training Unit

Sergeant Christopher Mastronardi assigned to the Patrol Division

Special Services Bureau

Traffic Safety Unit

Traffic Stops: **401**
Infractions: **242**
Misdemeanor Summons: **25**
Accidents Investigated: **20**
Child Seats Installed: **25**
DUI Arrests: **4**
Drug Recognition Evaluations: **1**

Traffic Crash Investigations

Total Accidents Investigated: **59**
Total Accidents with Injuries: **6**
Search Warrants: **1**
Arrest Warrants: **4**
Misdemeanor Summons Issued: **10**
Infractions Issued: **33**

Traffic Enforcement Targeted Areas

Villa Ave/Greenfield St
Redding Rd/Catamount Rd
Beach Rd/ Fern St
Lawrence Rd/ Round Hill Rd
Longfellow Rd/ Castle Ave
Unquowa Rd/ Barlow Rd
Godfrey Rd/ Morehouse Hwy

Other Activities

Car seat clinic on January 26th
Fairfield University car seat clinic on January 4th
Assisted with planning and coordination for promotional ceremony on January 15th
AAA DIP Class

Crash Reconstruction team called in on 01/20/19 after a Fairfield Police officer was involved in a head on collision while enroute to work. Subsequent investigation led to an arrest warrant charging the driver of the striking vehicle with DUI and other MV charges.

Crash Investigators followed up on a crash from patrol involving a vehicle, which fled the scene and occupants, fled on foot. A subsequent investigation led to the arrest warrant of the operator who took the vehicle without permission.

Crash Reconstruction team assisted Bridgeport PD with a fatal pedestrian crash on Boston Ave. diagramming the scene and assisting with the on scene investigation.

Animal Control

Complaints: **56**

Wildlife related complaints: **20**

Animals tested for rabies: **1**

Wildlife testing positive for rabies: **0**

Animal bites: **1**

Enforcement:

Written warnings: **4**

Infractions: **7**

Misdemeanors: **0**

Lake Mohegan Enforcement

- Targeted enforcement conducted 1/3/19, 1/9/19, 1/10/19.
- 5 Infractions

Administrative Services Bureau

Training


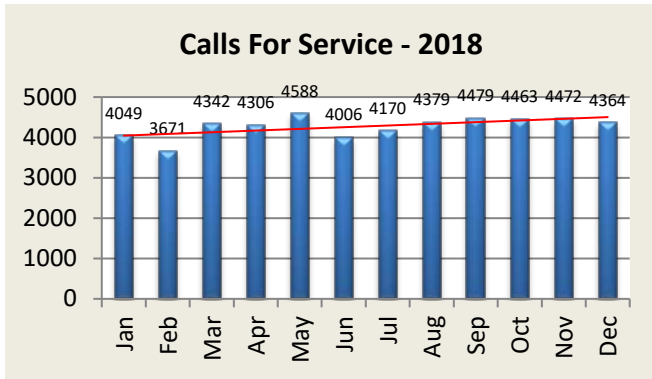
- Taser New User
- D.A.R.E. Officer Training

Section 3: Statistical Activity Summary

TOTAL CALLS FOR SERVICE

Calls for Service	Jan	Feb	Mar	Apr	May	Jun	Jul	Aug	Sep	Oct	Nov	Dec	YTD
2018	4049	3671	4342	4306	4588	4006	4170	4379	4479	4463	4472	4364	51,289
2019	4228												4,228


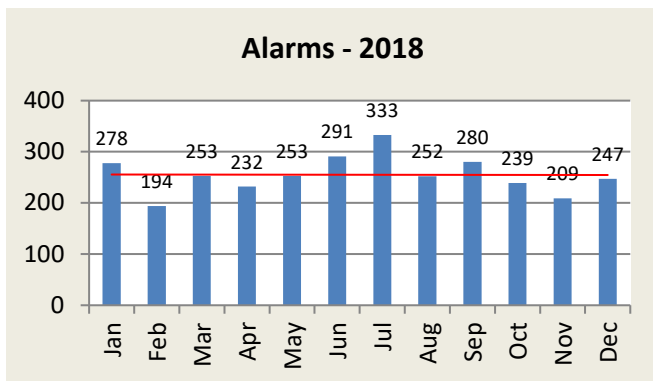
Note: Includes miscellaneous calls that may not be listed under the call analysis section



ALARM RESPONSE SUMMARY

Total Alarms	Jan	Feb	Mar	Apr	May	Jun	Jul	Aug	Sep	Oct	Nov	Dec	YTD
2018	278	194	253	232	253	291	333	252	280	239	209	247	3,061
2019	243												243

False Alarms	Jan	Feb	Mar	Apr	May	Jun	Jul	Aug	Sep	Oct	Nov	Dec	YTD
2018	274	191	251	232	253	291	325	251	277	237	209	247	3,038
2019	243												243

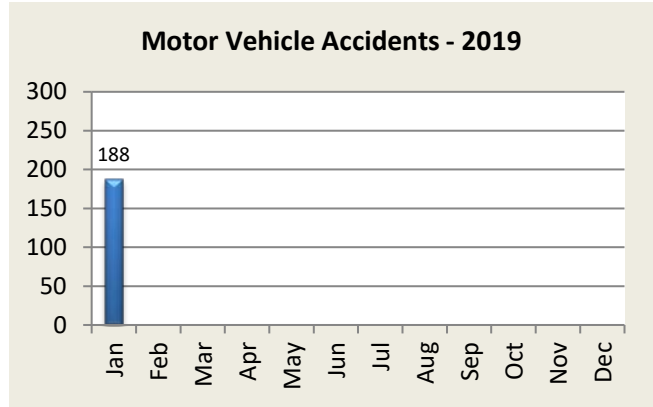
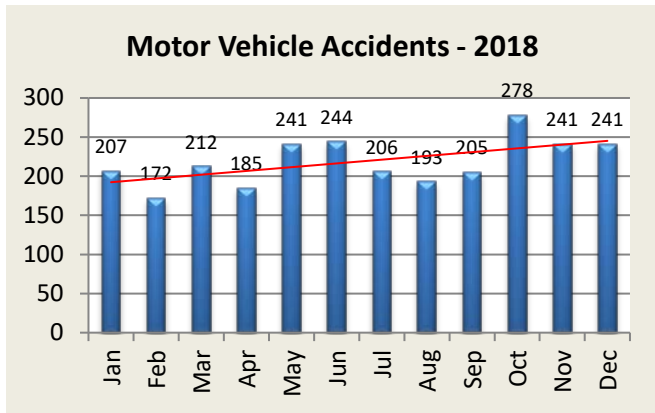


Calls For Service - Detailed Summary

Calls for Service - Type	Jan	Feb	Mar	Apr	May	Jun	Jul	Aug	Sep	Oct	Nov	Dec	YTD
911 Hang Up	6												6
Abandoned Vehicles	9												9
Alarms	243												243
Animal Complaints	66												66
Assaults	2												2
Assistance	184												184
Bank Escorts	22												22
Bomb Threats	0												0
Breach of Peace	42												42
Burglary	6												6
BusinessChecks	1343												1343
Cancelled Alarms	51												51
Community Events	45												45
Door Open	11												11
Drowning	0												0
EMS	353												353
Funeral Escorts	28												28
Harassment	13												13
Intoxicated Subjects	4												4
Investigations	166												166
Larceny	34												34
MVA	188												188
Medical Alarms	1												1
Psychiatric calls	10												10
Missing Persons	1												1
Narcotic Violations	4												4
Noise Complaints	17												17
Parking Complaints	34												34
Pistol Permit Apps	21												21
Reckless Driver	18												18
Recovered Property	18												18
Road Hazard	37												37
Robbery	0												0
Sex Violation	0												0
Shoplifter	16												16
Stolen Vehicles	3												3
Suicide	0												0
Suicide Attempts/Threats	4												4
SuspiciousActivity	70												70
Theft from MV	9												9
Trespasser	7												7
Vandalism	6												6

MOTOR VEHICLE ACTIVITY

MV Accidents	Jan	Feb	Mar	Apr	May	Jun	Jul	Aug	Sep	Oct	Nov	Dec	YTD
2018	207	172	212	185	241	244	206	193	205	278	241	241	2,625
2019	188												188



MV Enforcement	Jan	Feb	Mar	Apr	May	Jun	Jul	Aug	Sep	Oct	Nov	Dec	YTD
Warnings - 2018	235	254	213	256	260	225	359	335	291	256	287	323	3,294
2019	328												328

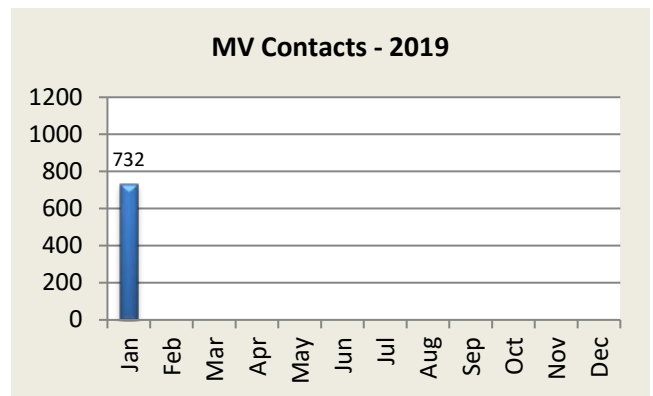
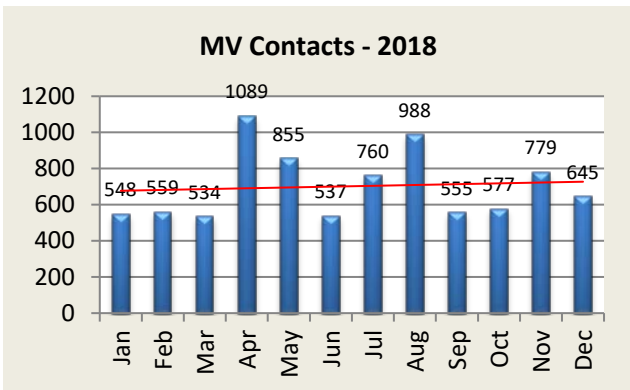
Infractions - 2018	258	230	277	749	535	262	337	587	229	270	430	256	4,420
2019	317												317

Misdemeanor - 2018	31	43	25	55	39	31	45	45	19	36	43	44	456
2019	65												65

Custodial - 2018	12	19	12	11	3	11	7	11	5	7	8	11	117
2019	13												13

DUI Arrests - 2018	6	7	11	13	8	5	3	14	9	10	5	9	100
2019	9												9

MV Contacts - 2018	548	559	534	1089	855	537	760	988	555	577	779	645	8,426
2019	732												732

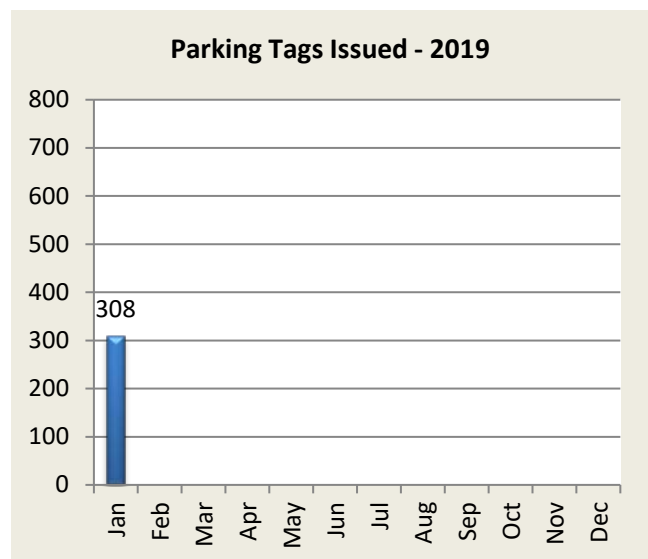
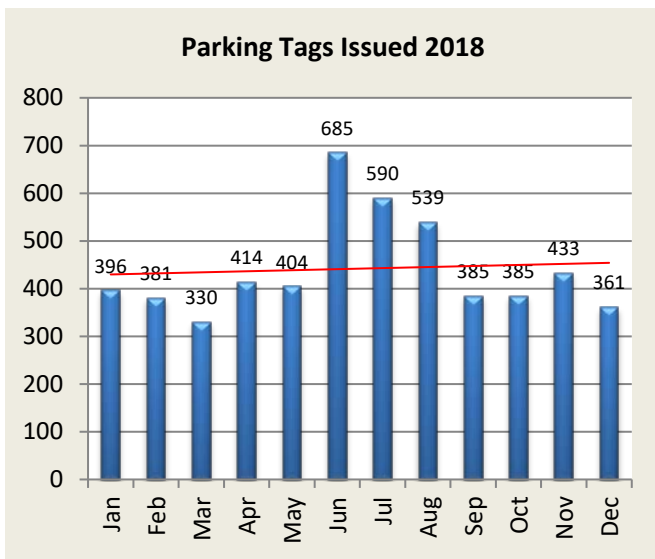


MV Enforcement: Type	Jan	Feb	Mar	Apr	May	Jun	Jul	Aug	Sep	Oct	Nov	Dec	YTD
Speeding Violations	183												183
Seatbelt Violations	3												3
Registration Violations	127												127
License Violations	26												26
Distracted Driving	9												9
Suspended Licence	42												42
Traffic Light Violation	18												18

The above incidents are a overview of common violations. These statistics are not the only motor vehicle enforcement actions taken. The above show top 6 violations for the month.

PARKING TICKET SUMMARY

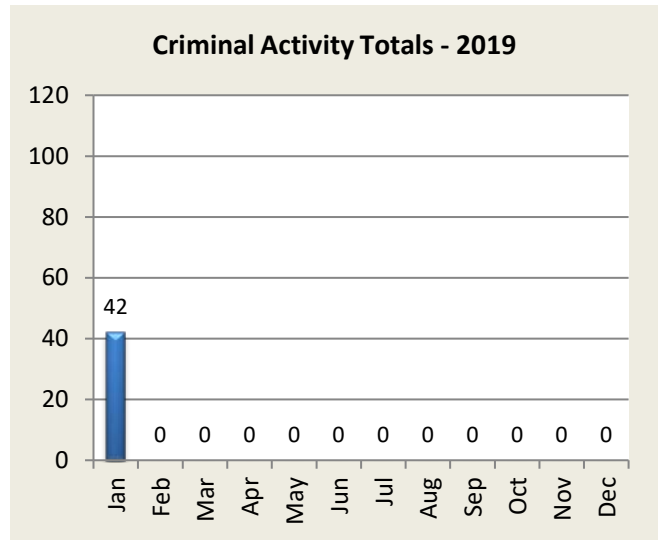
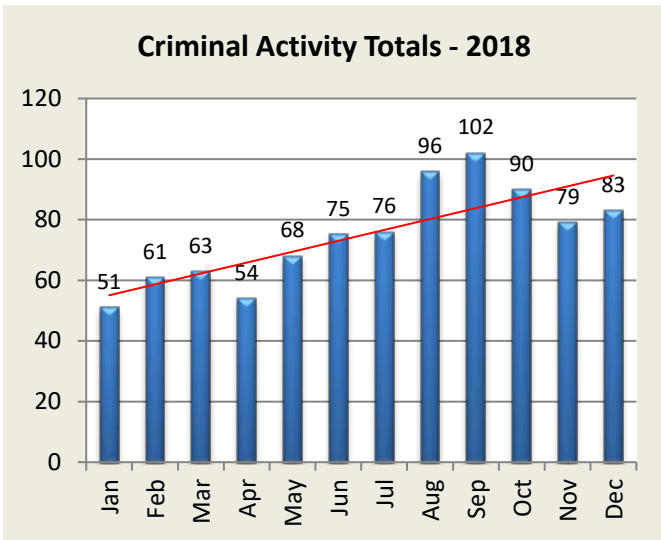
Total Issued	Jan	Feb	Mar	Apr	May	Jun	Jul	Aug	Sep	Oct	Nov	Dec	YTD
2018	396	381	330	414	404	685	590	539	385	385	433	361	5303
2019	308												308



CRIMINAL INCIDENTS

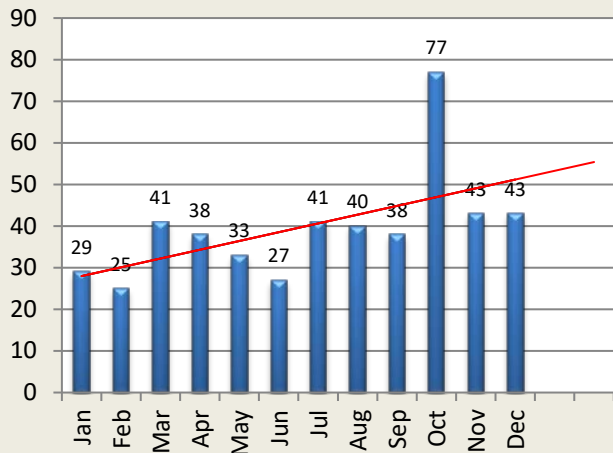
Criminal Incidents: Patrol	R2	R3	R4	R5	B2	B3	B4	B5
Larceny	2	7	6	0	1	2	3	4
Vandalism	3	0	1	0	0	1	1	0
MV Theft / Attempt	1	0	0	0	0	0	0	2
Burglary / Attempt	1	1	1	0	2	0	0	3
Assault	0	0	0	0	0	1	1	0
Robbery	0	0	0	0	0	0	0	0

Criminal Activity: Month	Jan	Feb	Mar	Apr	May	Jun	Jul	Aug	Sep	Oct	Nov	Dec	YTD
Larceny - 2018	40	31	35	34	48	55	49	56	58	59	57	51	573
2019	25												25
Vandalism - 2018	5	13	6	11	10	7	12	10	13	13	11	10	121
2019	6												6
MV Theft / Attempt - 2018	4	3	5	3	4	5	5	8	10	7	3	2	59
2019	3												3
Burglary / Attempt - 2018	1	11	10	3	6	2	6	19	15	3	4	16	96
2019	8												8
Assault - 2018	0	1	4	1	0	3	4	3	6	8	2	3	35
2019	0												-
Robbery - 2018	1	2	3	2	0	3	0	0	0	0	2	1	14
2019	0												-
Totals - 2018	51	61	63	54	68	75	76	96	102	90	79	83	898
2019	42	0	0	0	0	0	0	0	0	0	0	0	42



Criminal Arrests by Month	Jan	Feb	Mar	Apr	May	Jun	Jul	Aug	Sep	Oct	Nov	Dec	YTD
Larceny - 2018	22	16	29	27	22	22	18	24	25	37	25	23	290
2019	26												26
Vandalism - 2018	2	2	2	1	2	0	1	3	0	0	3	2	18
2019	3												3
MV Theft / Attempt - 2018	1	1	1	2	1	1	3	4	3	18	5	1	41
2019	0												-
Burglary / Attempt - 2018	1	1	5	6	2	0	9	5	5	15	8	5	62
2019	6												6
Assault - 2018	3	5	3	0	5	4	10	4	5	7	1	11	58
2019	3												3
Robbery - 2018	0	0	1	2	1	0	0	0	0	0	1	1	6
2019	0												-
Total - 2018	29	25	41	38	33	27	41	40	38	77	43	43	475
2019	38	0	0	0	0	0	0	0	0	0	0	0	38

Total Criminal Arrests - 2018



Total Criminal Arrests - 2019

